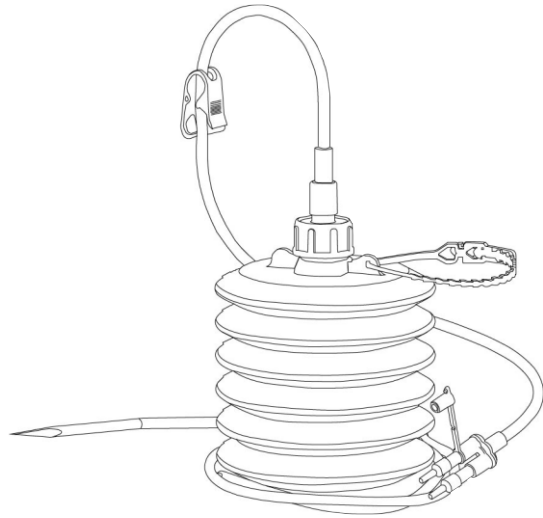


# safe vac

## Closed Wound Suction Set



Do Not Resterilize



Non-Pyrogenic



Do Not Use If Package Is Damage



Caution



Consult Instructions For Use



Temperature Limit



Sterilized By Ethylene Oxide  
Single Sterile Barrier Sytem



Reference No.



Lot No./Batch No.



Manufacturer



Date Of Manufacturing



Use By / Expiry Date



Do Not Reuse

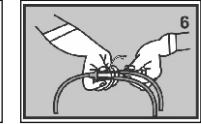
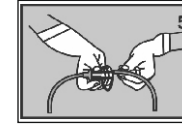
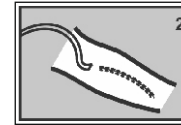
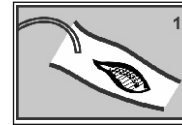


Medical Device



# safe vac

## Closed Wound Suction Set



**Safe vac** has been specially designed to offer the Medical fraternity an effective device for close wound drainage under negative pressure with the option to use one perforated tube or two perforated tubes simultaneously.

### Unit Consists of:

1. Bellow unit with connector and hanger.
2. Connecting tube with clamp and "U" connector.
3. Curved needle with matching perforated tube.
4. Spare perforated tube. Size : FG8,10,12,14,16,18

### Instruction for Use:

1. (A) Place the perforated tube in the wound with the help of curved needle, as (fig. 1&2). Ensure that the entire perforated part of the perforated tube is well within the wound to avoid any air leakage during drainage.  
(B) The length of the perforation should be reduced according to the size of wound.  
© Perforated tube is marked 5cm from the last perforation to ascertain the depth of perforated tube in the wound.
2. Press the bellow container with both hands (Fig.-3)
3. Connect the connecting tube (duly clamped off) to the bellow container (Fig.4)
4. Connect the perforated tube with the connecting tube (Fig.5) and start drainage by releasing the clamp.
5. To re-charge the vacuum, start operation repeating instructions( 3,4,5)

### FOR USE OF TWO PERFORATED TUBES SIMULTANEOUSLY

Remove protector cap provided at the "U" connector and connect the spare perforated tube with the "U" connector as shown in (Fig.6) and follow the rest of the directions as given above.

### Disposafe Health and Life Care Limited

Plot No. 1 & 2, Phase-II, Sector-59, Ballabhgarh,  
Faridabad-121004, Haryana INDIA  
E-mail : info@disposafe.com,  
Web : www.disposafe.com  
Customer Care No. +91-129-4170201  
Mfg. Lie. No.: MFG/MD/2019/000106



**CEpartner4U B.V.,**  
ESDOORNLAAN 13, 3951 DB MAARN,  
THE NETHERLANDS.  
E-mail: office@cepartner4u.com